

DI1

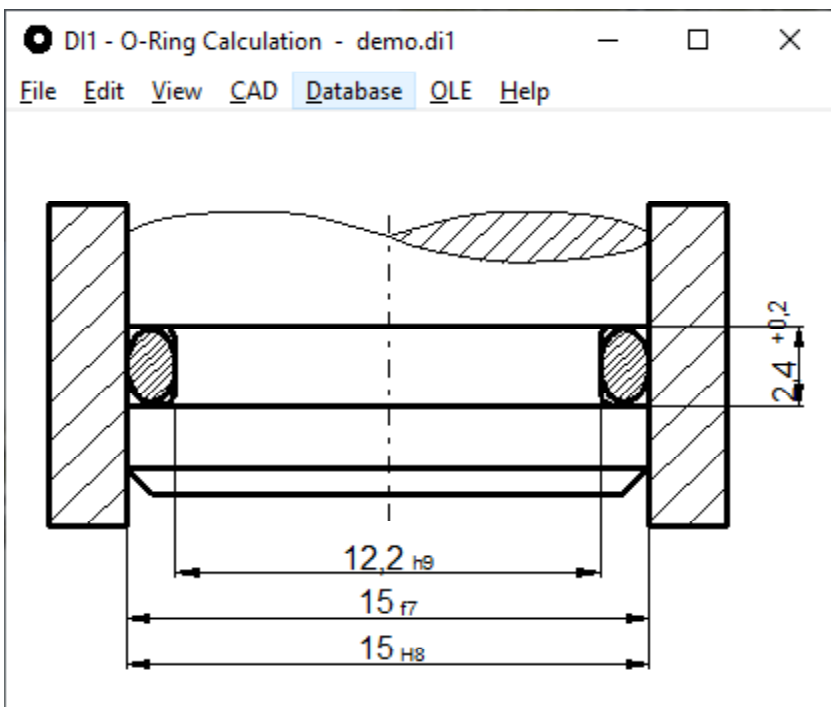


www.hexagon.de

O-Ring Design

Software for Windows

© 2012-2020 by HEXAGON Software, Kirchheim, Berlin, Neidlingen



Application

DI1 calculates O-Ring seals for these applications:
 - radial outer sealings (piston/cylinder)
 - radial inner sealings (shaft/cylinder)
 - axial sealings (case)

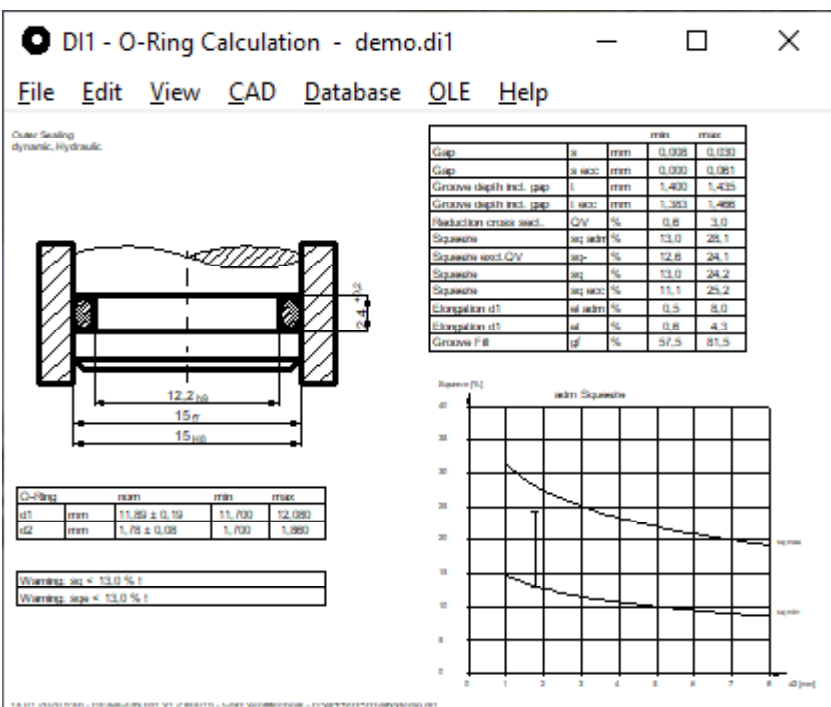
Calculation

DI1 calculates squeeze of the o-ring under consideration of tolerances, reduction of cross section, concentric and eccentric position.

Database

The O-Ring database delivered with DI1 includes all the sizes according to DIN ISO 3601-1 (class A and B) for industrial applications ($d_2 = 1.78 / 2.62 / 3.53 / 5.33 / 6.99$ mm) and sizes for aeronautics ($d_2 = 1.8 / 2.65 / 3.55 / 5.3 / 7.0$ mm). You can modify and extend database records.

CS	STANDARD	T1DYN	T1STAT	B1	HAX	B4AX	R1
0.5		n	0.35	0.8	0.35	0.8	0.2
0.74		0	0.5	1	0.5	1	0.2
1		0	0.7	1.4	0.7	1.4	0.2
1.02	ISO3601-1	0	0.7	1.4	0.7	1.4	0.2
1.2		0	0.85	1.7	0.85	1.7	0.2
1.25		0	0.9	1.7	0.9	1.7	0.2
1.27	ISO3601-1	0	0.9	1.7	0.9	1.7	0.2
1.3		0	0.95	1.8	0.95	1.8	0.2
1.42		0	1.05	1.9	1.05	1.9	0.3
1.5		1.25	1.1	2	1.1	2.1	0.3



Dimensioning

For Dimensioning, enter the main mounting dimensions, and DI1 searches a proper O-ring from database.

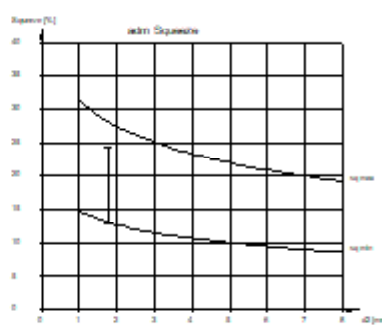
Recalculation

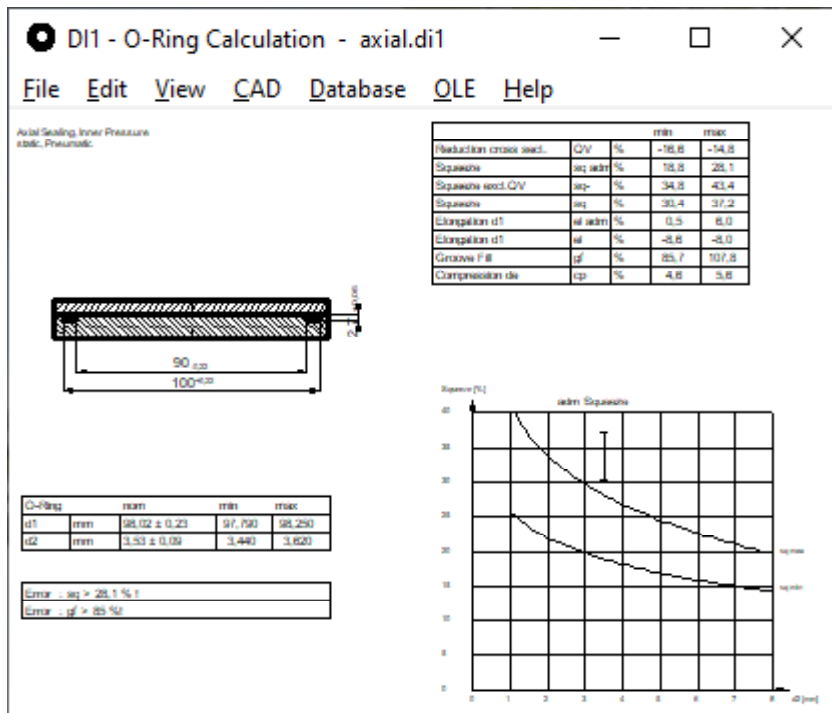
For Recalculation, enter all dimensions and tolerances, and DI1 calculates squeeze and strain. You can also calculate non-standard o-ring seals.

Limits

Results are checked for min and max values of squeeze, elongation, compression strain and groove filling. If overranged, DI1 reports error messages. In a diagram you can see how your O-ring design lays in the admissible squeeze zone.

	min	max
Gap	mm	0.036 0.030
Gap	mm	0.030 0.081
Groove depth incl. gap	mm	1.400 1.435
Groove depth incl. gap	mm	1.353 1.486
Reduction cross sect.	%	0.6 3.0
Squeeze	%	13.0 28.1
Squeeze	%	12.8 24.1
Squeeze	%	13.0 24.2
Squeeze	%	11.1 25.2
Elongation d1	%	0.5 8.0
Elongation d1	%	0.6 4.3
Groove Fill	%	37.3 81.3





Tolerances

You can directly input ISO tolerance terms according to DIN EN ISO 286, and DI1 converts into dimensions and tolerances.

Text Printout

Calculation results may be printed, saved as TXT or HTML file, or exported to MS-Excel.

Tables and Drawings

DI1 generates true-scale drawings of O-Ring design which may be exported to CAD via DXF or IGES file. Tables with dimensions and tolerances are also generated.

Quick View

Quick View displays drawings and diagrams on one screen.

Interfaces

Drawings and diagrams can be saved as DXF or IGES file to be loaded with CAD programs. The OLE interface lets you import/export data from/to Excel.

User Interface

The dialogue windows of DI1 allow even the less experienced PC user to find his way around the program quickly. DI1 provides users with a help text wherever they are in the program. When the demo mode is selected, DI1 runs through a demo in which an example calculation is performed. DI1 contains auxiliary pictures with geometrical signs and formulas used by the program.

Units

DI1 can be switched between metric units (mm, N, MPa) and imperial units (inch, lbf, psi).

Export Formats

DXF, IGES, HTML, TXT, DBF, Excel, DI1.

Import Formats

TXT, DBF, Excel, DI1.

System Requirements

DI1 is available as 32-bit app or as 64-bit app for Windows 10, 8, 7.

Scope of Delivery

Program with user manual (pdf), database files, example applications and help images, non-expiring license for unlimited time use with update rights.

Software Maintenance

HEXAGON Software is continuously improved and updated. Registered users are regularly kept informed of updates and new editions.

Guarantee

HEXAGON gives a 24 month guarantee on full functionality of the software. We provide help and support by email and hotline without extra charge.

